
Joint Legislative Audit and Review Commission



JLARC Use of Technology

Commission Briefing

Glen Tittermary, Deputy Director
October 10, 2006



JLARC

Goals for the Use of Technology

- Improve productivity
- Accommodate increased workload
- Enhance quality of research and analysis
- Enhance quality of products
- Expand distribution of products
- Reduce costs

JLARC Study Process



Technology Supports the Entire JLARC Study Process

■ Hardware

- Pentium 4 PCs and laptops
- Shared printers, scanner, digital camera, network copier
- DLAS local area network and internet access
- VOIP telephones

■ Software

- **Research and Analysis:** Spreadsheet, statistical, legal, financial, survey, GIS
- **Writing and Reporting:** Word processing, presentation, web page creation, graphics, document management



Research and Analysis Software

- Internet Explorer (Microsoft)
- Excel (Microsoft)
- SAS (SAS Institute)
- Access (Microsoft)
- Ultimate Survey (Prezza Technologies)
- LexisNexis (LexisNexis Group)
- ArcView GIS (ESRI)
- Forecast Pro (Business Forecast Systems)

Writing and Reporting Software

- Word (Microsoft)
- PowerPoint (Microsoft)
- PaintShop Pro (Corel)
- Acrobat Professional (Adobe)
- InDesign (Adobe)
- DreamWeaver (Adobe)
- Advanced Graph and Chart (Sirius Computer)

Examples

- **Excel** – identify for further analysis assisted living facilities with complaints or inspection violations

Impact of Assisted Living Facility Regulations (June 2006)

- **SAS** – manage a dataset with millions of records on clients of the Department of Social Services

Self-Sufficiency Among Social Services Clients in Virginia (December 2005)

- **SAS** – determine with regression analysis which factors explain SOL scores across school divisions

Review of Factors and Practices Associated with School Performance in Virginia (December 2003)

Examples

- **Access** – build database of information from file reviews of Child Protective Services case records

Child Protective Services in Virginia (December 2004)

- **Ultimate Survey** – survey State employees about their retirement plans and use of health insurance

Impact of an Aging State Workforce (November 2005)

- **Forecast Pro** – review inmate forecasts periodically

Ongoing participation in the Offender Population Forecasting Technical Advisory Committee

JLARC Websites

- JLARC maintains 3 websites for General Assembly and public access to studies and other information:
 - JLARC agency website
 - Guide to the Virginia Retirement System
 - JLARC Online Survey System
- Use of websites is growing
 - 168,600 visits in calendar year 2005 (+22% from 2004)
 - 34,200 unique visitors (+14%)
 - 286,800 document downloads (+25%)

JLARC Agency Website



Joint Legislative Audit and Review Commission

September 28, 2006

[Home](#) [Meetings](#) [Reports](#) [Data](#) [VRS](#) [Fiscal Analysis](#) [Internal Srvc. Funds](#) [Resources](#) [About JLARC](#) [Site Map](#) [Help](#)

▶ **Virginia Evaluation Information Online** Copyright © 1975-2006, Commonwealth of Virginia

▶ Recent JLARC Reports

Reports completed in the past year. Click a report title to view. Go to the [Recent Reports](#) Page for recent drafts, presentations, and other documents.

- [Sales Tax Errors](#)
- [VRS Investment #26](#)
- [Employee Severance](#)
- [Impact of ALF Regulations](#)
- [SOL Testing Procurement](#)
- [2005 State Spending](#)
- [Self-Sufficiency of Clients](#)
- [2005 SOQ Spending](#)
- [Aging State Workforce](#)
- [Impact of Aging Population](#)
- [VRS Investment # 25](#)
- [Other States Comparison](#)
- [Application of Biosolids](#)
- [Assisted Living Regs.](#)
- [Medicaid HCB Rates](#)
- [Social Services System](#)

▶ Announcements



Guide to the Virginia Retirement System: A redesigned and updated version of the Guide is now available at <http://vrsguide.state.va.us>. The Guide provides information on VRS benefits, funding, investments, and administration.

September Meeting: Materials from the September 11, 2006, meeting of the Commission, including the APA briefings on VITA systems development and OPEB, are now available on the [Meetings](#) page.



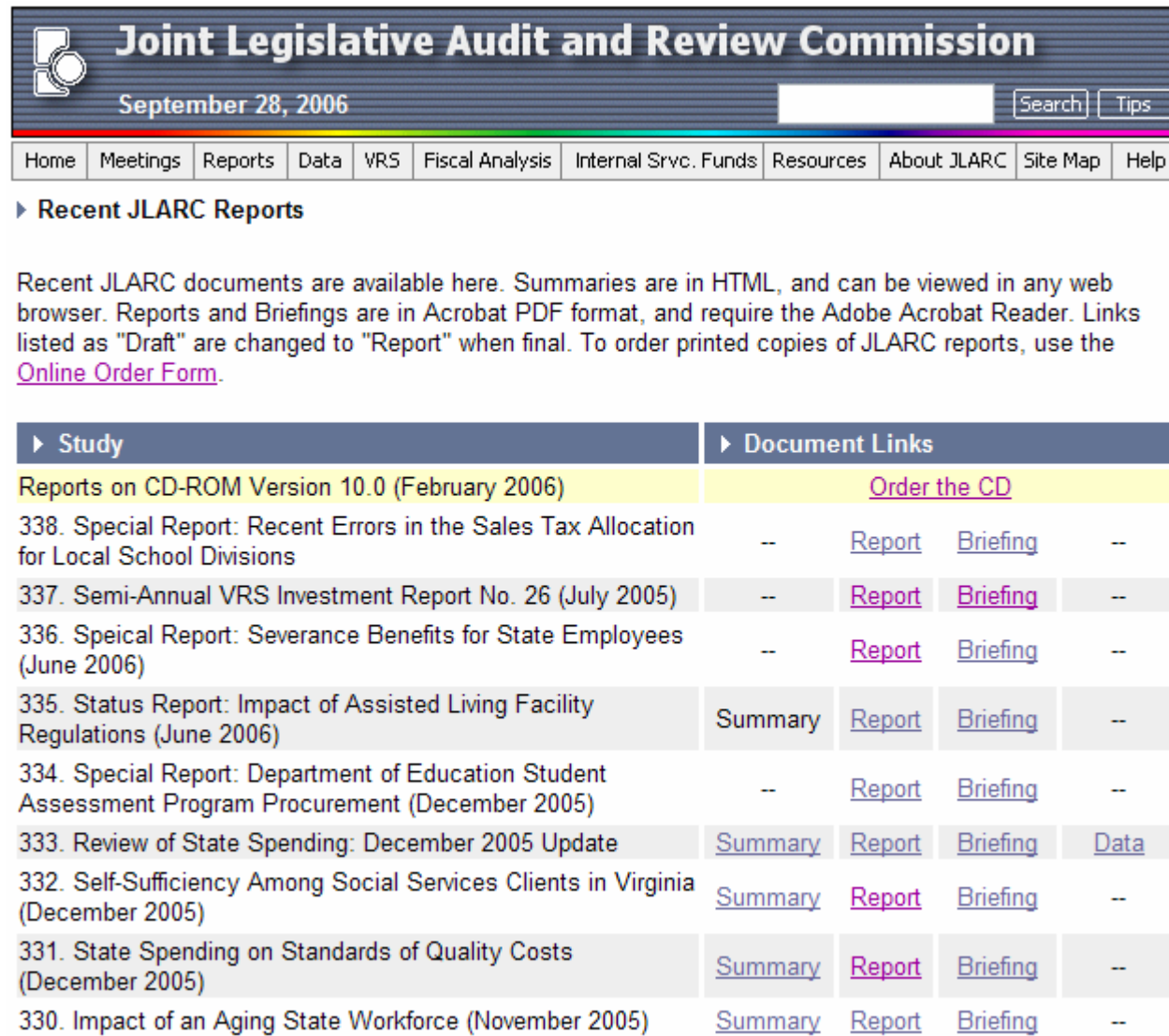
Virginia Compared to the Other States: This booklet is a compendium of comparative statistics on Virginia and the other states. Among the data included are population, personal income, taxes, employment, public education funding, and college tuition. The data are presented in tables and maps. The 2005 version is available [here](#). An Excel workbook with the data is available [here](#).



Revolutionary War Gravesite Photos: Photos of the gravesites visited by JLARC staff for the 2000 review of issues related to the care and maintenance of Revolutionary War veterans' burial sites in Virginia.



JLARC Documents Can Be Downloaded



Joint Legislative Audit and Review Commission
September 28, 2006


Home Meetings Reports Data VRS Fiscal Analysis Internal Srvc. Funds Resources About JLARC Site Map Help

▶ **Recent JLARC Reports**

Recent JLARC documents are available here. Summaries are in HTML, and can be viewed in any web browser. Reports and Briefings are in Acrobat PDF format, and require the Adobe Acrobat Reader. Links listed as "Draft" are changed to "Report" when final. To order printed copies of JLARC reports, use the [Online Order Form](#).

▶ Study	▶ Document Links			
Reports on CD-ROM Version 10.0 (February 2006)	Order the CD			
338. Special Report: Recent Errors in the Sales Tax Allocation for Local School Divisions	--	Report	Briefing	--
337. Semi-Annual VRS Investment Report No. 26 (July 2005)	--	Report	Briefing	--
336. Speical Report: Severance Benefits for State Employees (June 2006)	--	Report	Briefing	--
335. Status Report: Impact of Assisted Living Facility Regulations (June 2006)	Summary	Report	Briefing	--
334. Special Report: Department of Education Student Assessment Program Procurement (December 2005)	--	Report	Briefing	--
333. Review of State Spending: December 2005 Update	Summary	Report	Briefing	Data
332. Self-Sufficiency Among Social Services Clients in Virginia (December 2005)	Summary	Report	Briefing	--
331. State Spending on Standards of Quality Costs (December 2005)	Summary	Report	Briefing	--
330. Impact of an Aging State Workforce (November 2005)	Summary	Report	Briefing	--


Guide to the Virginia Retirement System

 The Virginia General Assembly's
Guide to the Virginia Retirement System
Presented by the Joint Legislative Audit and Review Commission

[Home](#) | [FAQs](#) | [Glossary](#) | [Search](#)


[Governance](#) [Benefit Programs](#) [Funding of Benefits](#) [Investments](#)

Guide to the Virginia Retirement System [About This Guide](#)
An Informational Handbook and Reference



Joint Legislative Audit and Review Commission, Suite 1100, General Assembly Building, Capitol Square, Richmond, Virginia 23219
© 2006, Commonwealth of Virginia

Guide Has Data on Dozens of Measures



The Virginia General Assembly's

Guide to the Virginia Retirement System

Presented by the Joint Legislative Audit and Review Commission

[Home](#) | [FAQs](#) | [Glossary](#) | [Search](#)

Governance
Benefit Programs
Funding of Benefits
Investments

Overview

[Introduction](#)

[Pension Funding Policy](#)

[Adequacy of Funding](#)

[Group Life Insurance Funding](#)

Employer Contribution Rates

[Actuarially Determined Rates](#)

[Funded Rates](#)

[Funded vs Actuarial Rates](#)

[Actuarial Audit of VRS](#)

Adequacy of Funding

[GASB Reporting Standards](#)

[Funded Status](#)

[Trend in Active vs Retired](#)

[Trend in Active vs All Other](#)

[Ratio of Revenues to Expenses](#)

[Contributions vs Expenses](#)

[Contributions vs Earnings](#)

Group Life Insurance

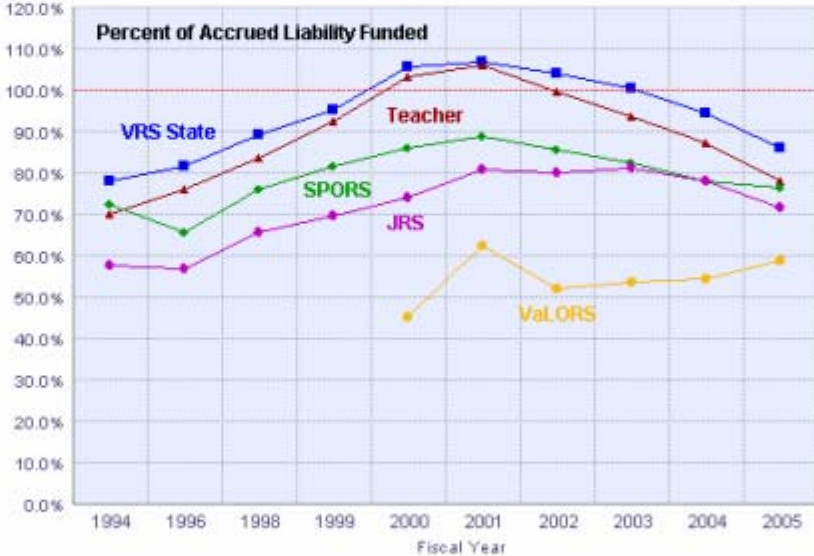
[Contribution Rates](#)

[Revenues and Expenses](#)

[Fund Balances](#)

Funded Status of VRS Funds


Show Data



Fiscal Year	VRS State	Teacher	SPORS	JRS	VaLORS
1994	78.0%	70.0%	72.0%	58.0%	58.0%
1995	82.0%	75.0%	65.0%	57.0%	57.0%
1996	85.0%	80.0%	75.0%	65.0%	65.0%
1997	88.0%	85.0%	78.0%	68.0%	68.0%
1998	90.0%	88.0%	80.0%	70.0%	70.0%
1999	92.0%	90.0%	82.0%	72.0%	72.0%
2000	95.0%	92.0%	85.0%	75.0%	45.0%
2001	98.0%	95.0%	88.0%	80.0%	62.0%
2002	95.0%	90.0%	85.0%	80.0%	52.0%
2003	92.0%	85.0%	82.0%	80.0%	53.0%
2004	88.0%	80.0%	78.0%	78.0%	54.0%
2005	85.0%	78.0%	75.0%	72.0%	58.0%


Rev. 08-04-08

Joint Legislative Audit and Review Commission, Suite 1100, General Assembly Building, Capitol Square, Richmond, Virginia 23219
© 2006, Commonwealth of Virginia

 JLARC

13

VRS Oversight Reports Can Be Downloaded



The Virginia General Assembly's
Guide to the Virginia Retirement System
 Presented by the Joint Legislative Audit and Review Commission

Home | FAQs | Glossary | Search


Governance | Benefit Programs | Funding of Benefits | **Investments**

Overview
[Introduction](#)
[Investment Program Structure](#)
[Investment Performance](#)
[Semi-Annual Reports](#)

VRS Investment Portfolio
[Asset Allocation](#)
[Performance Summary](#)
[Program Overview](#)
[Domestic Equity Program](#)
[Non-US Equity Program](#)
[Fixed Income Program](#)
[Private Equity Program](#)
[Real Estate Program](#)
[Credit Strategies Program](#)
[Total Fund Performance](#)
[Net Investment Income](#)
[Total Market Value](#)
[Deferred Comp Performance](#)

JLARC Oversight
[Semi-Annual Reports](#)

Semi-Annual Investment Report	Publication Date
Semi-Annual VRS Investment Report #26	July 2006
Semi-Annual VRS Investment Report # 25	December 2005
Special Report: Certain Personnel Issues at VRS	July 2005
Semi-Annual VRS Investment Report # 24	July 2005
Biennial Status and Semi-Annual VRS Investment Report # 23	December 2004
Semi-Annual VRS Investment Report # 22	July 2004
Semi-Annual VRS Investment Report # 21	December 2003
Semi-Annual VRS Investment Report # 20	July 2003
Semi-Annual VRS Investment Report # 19	December 2002
Biennial Status and Semi-Annual VRS Investment Report # 18	July 2002
Semi-Annual VRS Investment Report # 17	December 2001
Semi-Annual VRS Investment Report # 16	July 2001
Semi-Annual VRS Investment Report # 15	December 2000
Semi-Annual VRS Investment Report # 14	July 2000
VRS Biennial Status and Semi-Annual Investment Report # 13	December 1999
Semi-Annual VRS Investment Report # 12	July 1999
Semi-Annual VRS Investment Report # 11	December 1998
Semi-Annual VRS Investment Report # 10	July 1998
Semi-Annual VRS Investment Report # 9	December 1997
Semi-Annual VRS Investment Report # 8	May 1997
Semi-Annual VRS Investment Report # 5	May 1996
Semi-Annual VRS Investment Report # 4	September 1995
The VRS Investment Program (Report # 1)	March 1995

Note: All reports are in PDF format. Click the Adobe button for the free reader: 

JLARC Online Survey System

The screenshot displays the JLARC Survey System interface. At the top right, the text "JLARC Survey System" is visible. Below this is a navigation bar with icons for SURVEYS, STYLES, LIBRARIES, REPORTS, USERS, INVITATIONS, SETTINGS, and LOGOUT. A secondary menu contains "Survey Manager", "Survey Editor", "Completion Events", "Properties", "Style", "Permissions", "Activation", and "Test Survey". The breadcrumb path is "Home → Survey Manager → Survey Editor". The main title is "Survey Editor: Survey Demo". A "View:" dropdown is set to "Page 2". A toolbar includes "Hidden Items", "New Page", "Preview", "Print", and "Export". The "Page 2" section has a toolbar with "Add Item", "Conditions", "Branching", "Copy", "Move", and "Delete". The main content area shows a survey question: "1. Please enter your first and last name." with a note "This item is optional. You may complete the survey without giving your name." and an empty text input field. Below the question is a "Conditions" section with a note "There are no conditions. This item will always be displayed." and a "Conditions" icon. A bottom toolbar includes "Edit", "Move", "Copy", "Insert", "Export", and "Delete".



An Example of a Survey

Commonwealth of Virginia -- Joint Legislative Audit and Review Commission

Page 1 of 6



Joint Legislative Audit and Review Commission of the Virginia General Assembly

Survey on Training for State Employees

General Instructions

This survey asks about your experience with training for your job with the State agency where you are currently employed. Please answer all the questions completely. Be sure to click the Finish button at the end of the survey to record all of your responses. If you cannot complete the survey at one time, you can resume as long as you subsequently access the survey from the same PC.

If you have problems completing the survey, please contact Glen Tittermary at (804) 371-4589 or gtittermary@leg.state.va.us.

Click the Next button to begin the survey.

Next >>

JLARC Online Survey System
Version 3.0.5

An Example of a Survey

Commonwealth of Virginia -- Joint Legislative Audit and Review Commission

Page 2 of 6

1. Please enter your first and last name.

This item is optional. You may complete the survey without giving your name.

2. What is your level of education?

High School College Graduate/Professional School

3. How many years have you worked for your agency?

4. Have you completed any training related to your current position within the past 12 months?

Yes No

<< Back

Next >>

JLARC Online Survey System
Version 3.0.5



For More Information

<http://jlarc.state.va.us> (804) 786-1258

Copies of these slides are available on our website
and on the table by the door.

