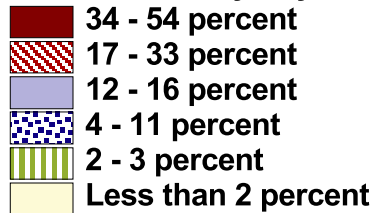



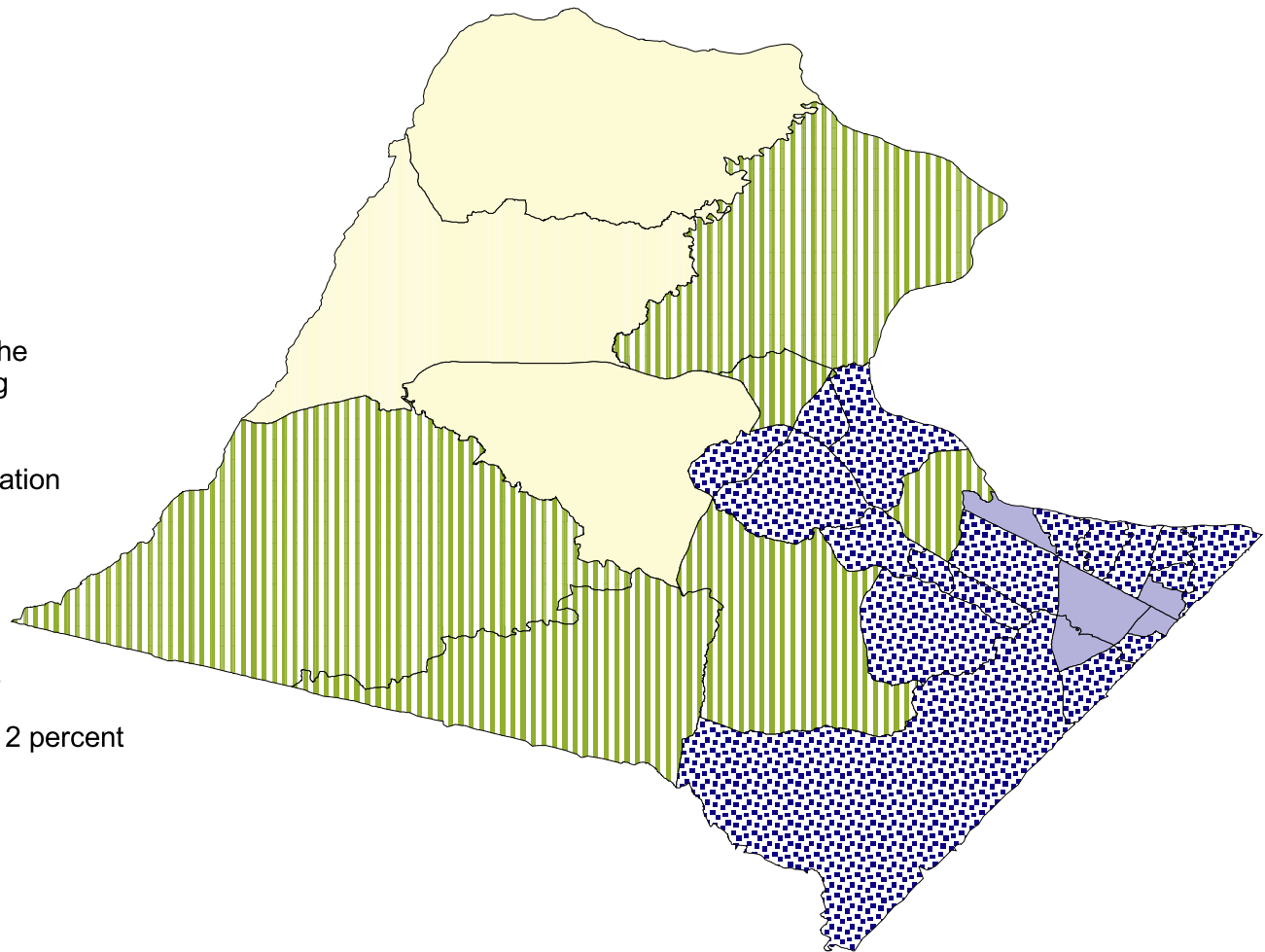
# Percent of the Population Who Are Non-Citizens

## Loudoun County Key:



Data are divided into six groups based on the statewide distribution of non-citizens among Census tracts. The percentage of Virginia Census tracts that fall under each group and the corresponding percent of the population who are non-citizens are indicated below.

- Group 1: Top 1% of tracts, 34-54 percent
- Group 2: Next 4% of tracts, 17-33 percent
- Group 3: Next 5% of tracts, 12-16 percent
- Group 4: Next 15% of tracts, 4-11 percent
- Group 5: Next 25% of tracts, 2-3 percent
- Group 6: Bottom 50% of tracts, fewer than 2 percent



Source: JLARC staff analysis of data from the 2000 U.S. Census, Summary File 3.