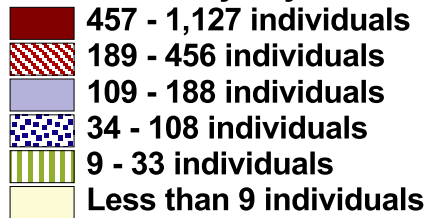



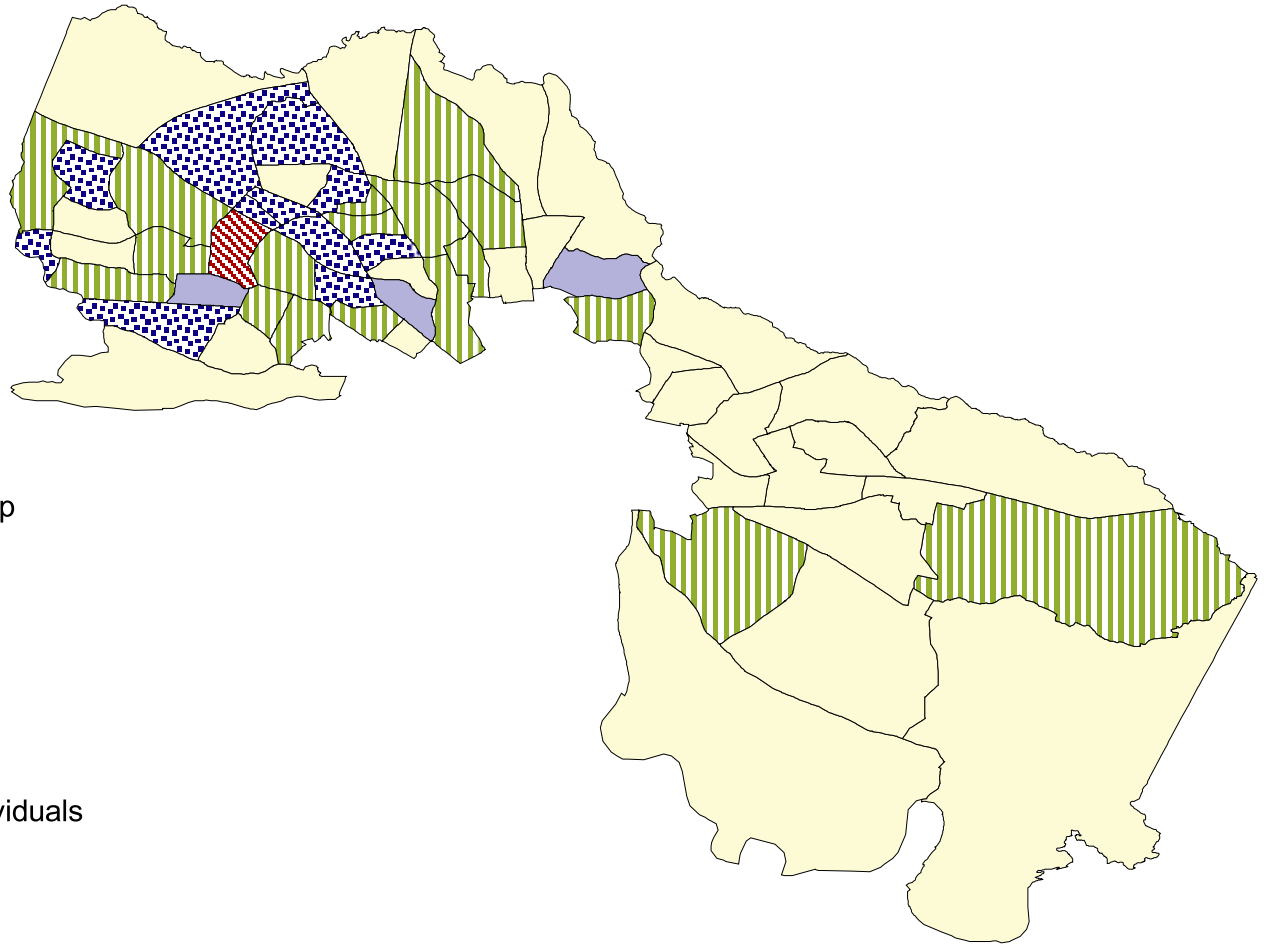
# Number of Foreign-Born Individuals in Poverty

## Henrico County Key:



Data are divided into six groups based on the statewide distribution of foreign-born individuals in poverty among Census tracts. The percentage of Virginia Census tracts that fall under each group and the corresponding number of individuals are indicated below.

- Group 1: Top 1% of tracts, 457-1,127 individuals
- Group 2: Next 4% of tracts, 189-456 individuals
- Group 3: Next 5% of tracts, 109-188 individuals
- Group 4: Next 15%, of tracts 34-108 individuals
- Group 5: Next 25% of tracts, 9-33 individuals
- Group 6: Bottom 50% of tracts, fewer than 9 individuals



Source: JLARC staff analysis of data from the 2000 U.S. Census, Summary File 3.