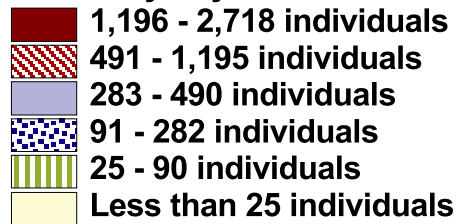



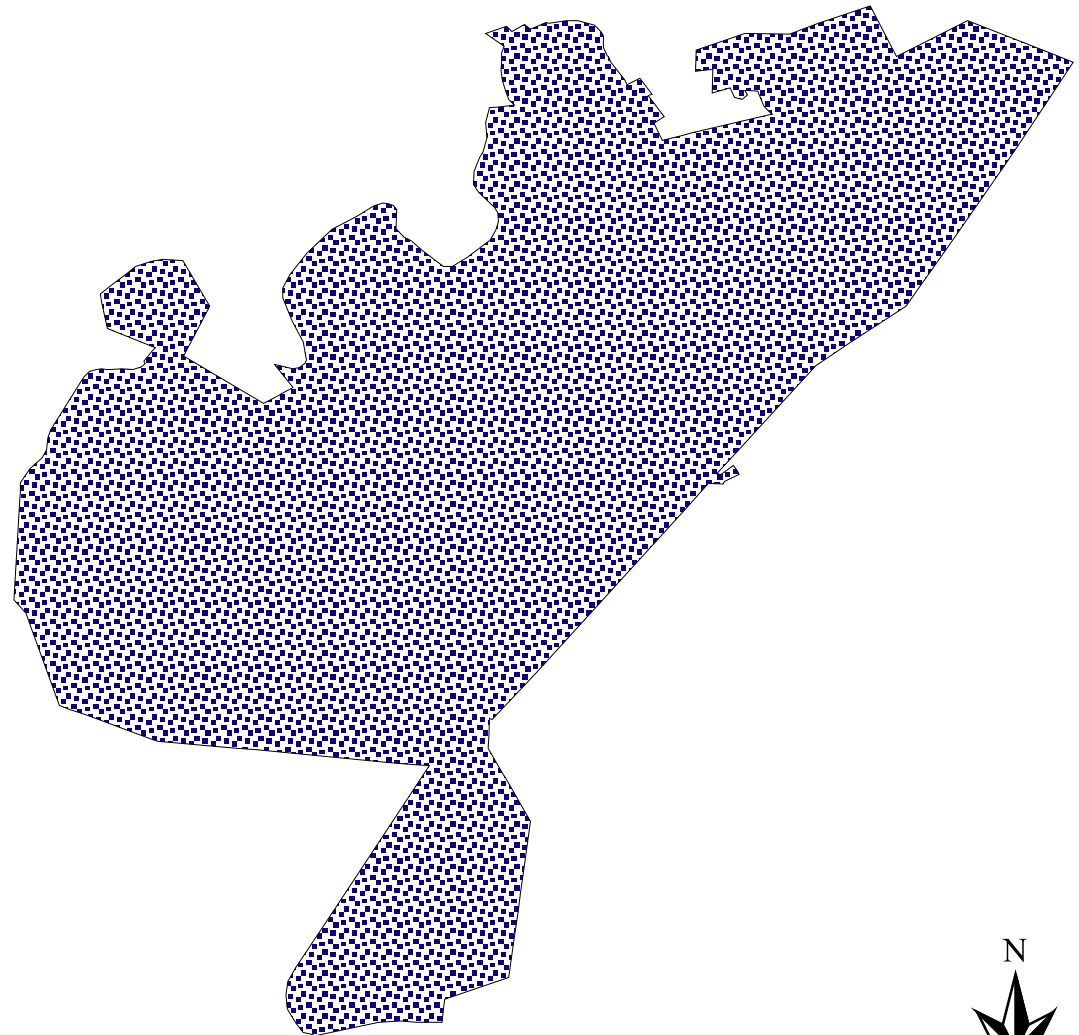
# Number of Foreign-Born Individuals Who Arrived in the U.S. Between 1995 and 2000

## Galax City Key:



Data are divided into six groups based on the statewide distribution of foreign-born individuals arriving between 1995 and 2000 among Census tracts. The percentage of Virginia Census tracts that fall under each group and the corresponding number of individuals are indicated below.

- Group 1: Top 1% of tracts, 1,196-2,718 individuals
- Group 2: Next 4% of tracts, 491-1,195 individuals
- Group 3: Next 5% of tracts, 283-490 individuals
- Group 4: Next 15%, of tracts 91-282 individuals
- Group 5: Next 25% of tracts, 25-90 individuals
- Group 6: Bottom 50% of tracts, fewer than 25 individuals



Source: JLARC staff analysis of data from the 2000 U.S. Census, Summary File 3.