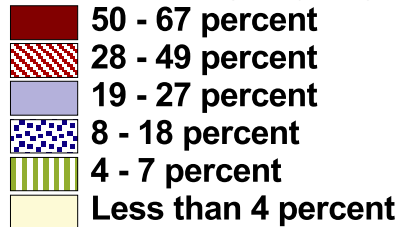



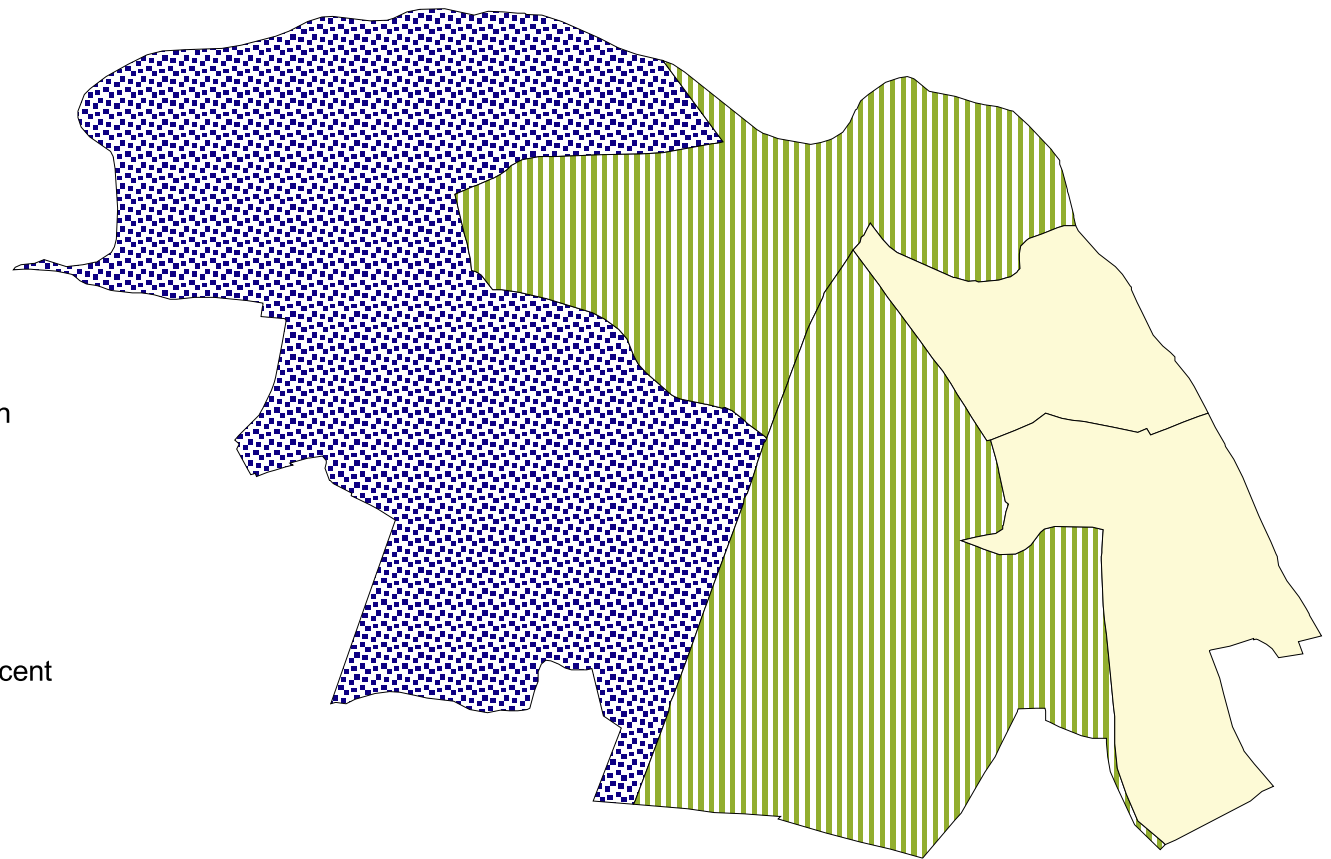
Percent of the Population Who Are Foreign-Born Individuals

Fredericksburg City Key:



Data are divided into six groups based on the statewide distribution of foreign-born individuals among Census tracts. The percentage of Virginia Census tracts that fall under each group and the corresponding percentage of foreign-born individuals are indicated below.

- Group 1: Top 1% of tracts, 50-67 percent
- Group 2: Next 4% of tracts, 28-49 percent
- Group 3: Next 5% of tracts, 19-27 percent
- Group 4: Next 15%, of tracts, 8-18 percent
- Group 5: Next 25% of tracts, 4-7 percent
- Group 6: Bottom 50% of tracts, fewer than 4 percent



Source: JLARC staff analysis of data from the 2000 U.S. Census, Summary File 3.